

SPACE INDUCTION



Induction Hobs

Code: I300 N02

TABLE CUISSON INDUCTION SPACE



DETAILS

Coloring Black

Edge/Installation Type Bevelled Edge - for flush-mount or over-mount installation

Material Ceramic glass

Special features 8 Languages

Supply 230 - 380 V (50/60 Hz)

Dimensions 920 x 520 mm

Heating element Free zones - up to 6 pans

Built-in hole [View technical data sheet](#)

Width 92 cm

Notes: **With the PowerControl function, the maximum power can be set in users from 2,400 to 11,000 W in 100 W steps
*PowerBoost

Total power 11.100 W**

Power settings 17 power settings per zone + Powerboost

Safety Safety equipment

Type Induction Hob

Type of commands Touch control - Display TFT 7"

Notes: * Powerboost

FEATURES

Intelligent Pot Localization It recognizes which zone the pan is placed on and automatically activates the relative controls for power adjustment.

Power control function PowerControl function allows the use of induction technology also in case of household maximum power as low as 3 kW. The maximum power can indeed be self-limited to the desired level to a minimum of 2.8 kW. Once the maximum power is set, we can forget about the absorbed energy because Foster induction hob will give us a warning about possible limitations, allowing to choose how to allocate the available energy. The hob can be easily reprogrammed at any time to modify or remove the power limit.

Powerboost Booster function provides increased power to the selected plate. In particular, when the Booster is activated, the plate works for ten minutes at a very high power that allows to heat quickly large quantities of water.

Pot detector All induction cooker hobs detect the pot resting on them, but they also calculate the area they cover. This system allows the energy to be used even more efficiently. Moreover, the plates switch off automatically when the pot is removed.

End-of-cooking programming All operations are programmed by means of the touch-control on the glass itself. Each cooking plate is capable of independent programming, and thus the possibility to set different cooking times.

Timer Independent timer from the end-of-cooking function.

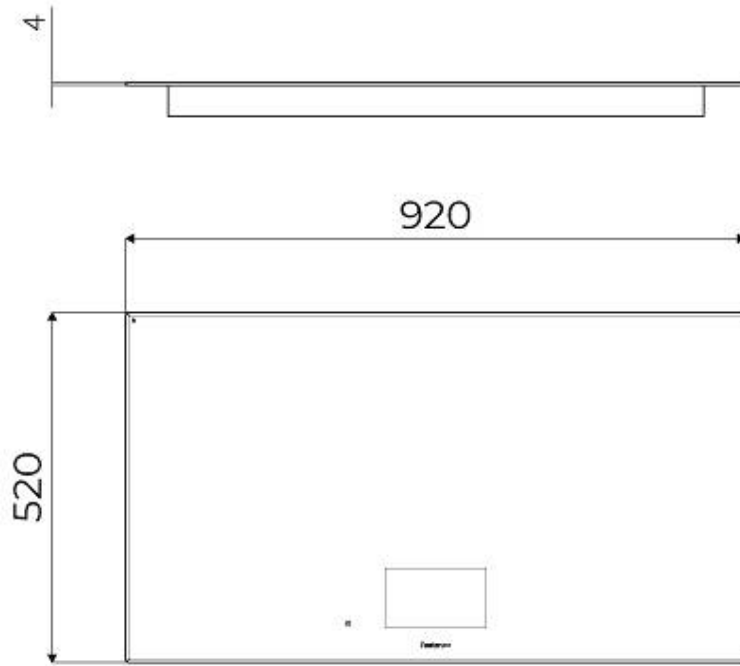
Slider commands The Slider control allows for extremely quick temperature setting: with a light touch of the finger you may select the desired power level on the TOUCH display.


T-chef function It's a function that allows to set particular temperatures (42 °C, 70 °C, 94 °C) and keep them constant during cooking. Elaborate preparations can be easily obtained, with chef-like results. Cooking in a bain-marie, without the aid of a double container for the water, custard or cream sauce will thus always be perfect. By setting the temperature close to boiling, liquids will immediately reach the requested temperature, increasing speed and performance.

Pause Useful function that allows you to distract your attention from cooking, interrupting and restoring the settings immediately.

Safety All electric cooker hobs feature the most modern and sophisticated safety protections: Centralised power-off function; Child-proof safety lock; Residual heat warning lights. Induction models feature the following functions: Safety System that turn off the hob in the absence of the pot; Overflow detector that automatically turns off the plate in case of liquid overflow; Automatic deactivation to prevent accidents caused by forgetfulness.

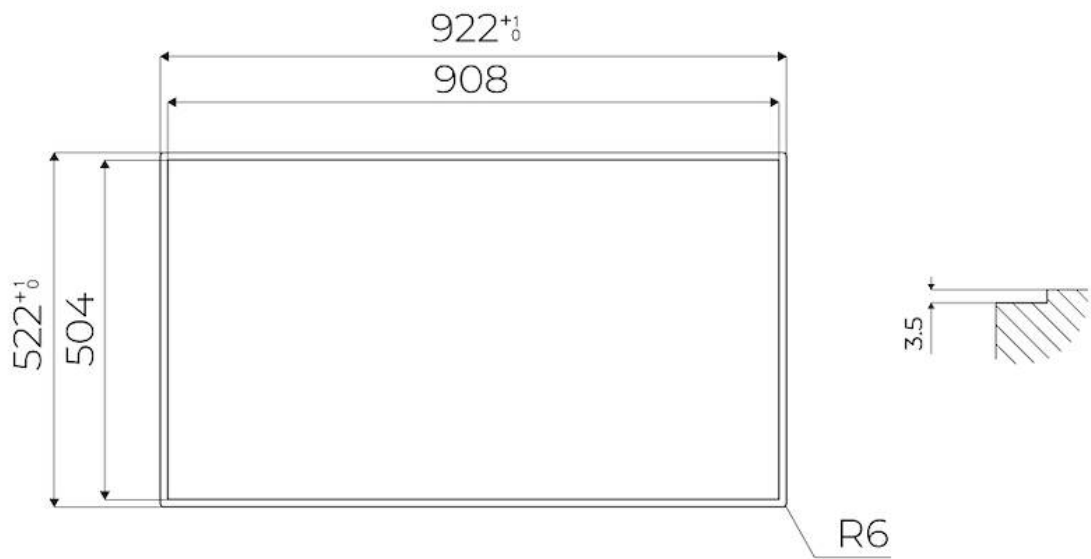
TECHNICAL DATA





FTS - cut out

FT - cut out



GALLERY

